








Name: _____




Date: _____

FINISH THE SHAPE PATTERN


What shape comes next? Draw the shapes.

















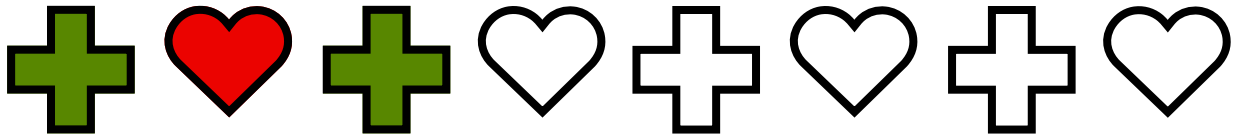


Name: _____

Date: _____

FINISH THE COLOUR PATTERN

What colour comes next? Color in the shapes.




Name: _____

Date: _____

CODING COLOURS

Find the colour that matches the number and colour the box to see the shape.

1	1							3	3
1	1		2	2	2	2		3	3
			2	2	2	2		3	3
4	4		4	4			5		
4	4	4	4	4		5	5	5	
	4	4	4		5	5	5	5	5
		4				5	5	5	
1	1						5		
1	1								




Name: _____

Date: _____

CODING COLOURS

Find the colour that matches the number and colour the box to see the shape.




				5	5				
				5	5				
		5	5	5	5	5	5		
		5	5	5	5	5	5		
				5	5				
				5	5				
			2	5	5	2			
		2	2	5	5	2	2		
	2	2	2	2	2	2	2	2	
2	2	2	2	2	2	2	2	2	2






DIRECTION CARDS

Here are your directions cards. Cut them out and use them to make your way through the easter story.




RIGHT






LEFT



UP



DOWN








EASTER CODING



Help the children find the palm leaf. Use the direction cards to plot the path and then draw the order below.

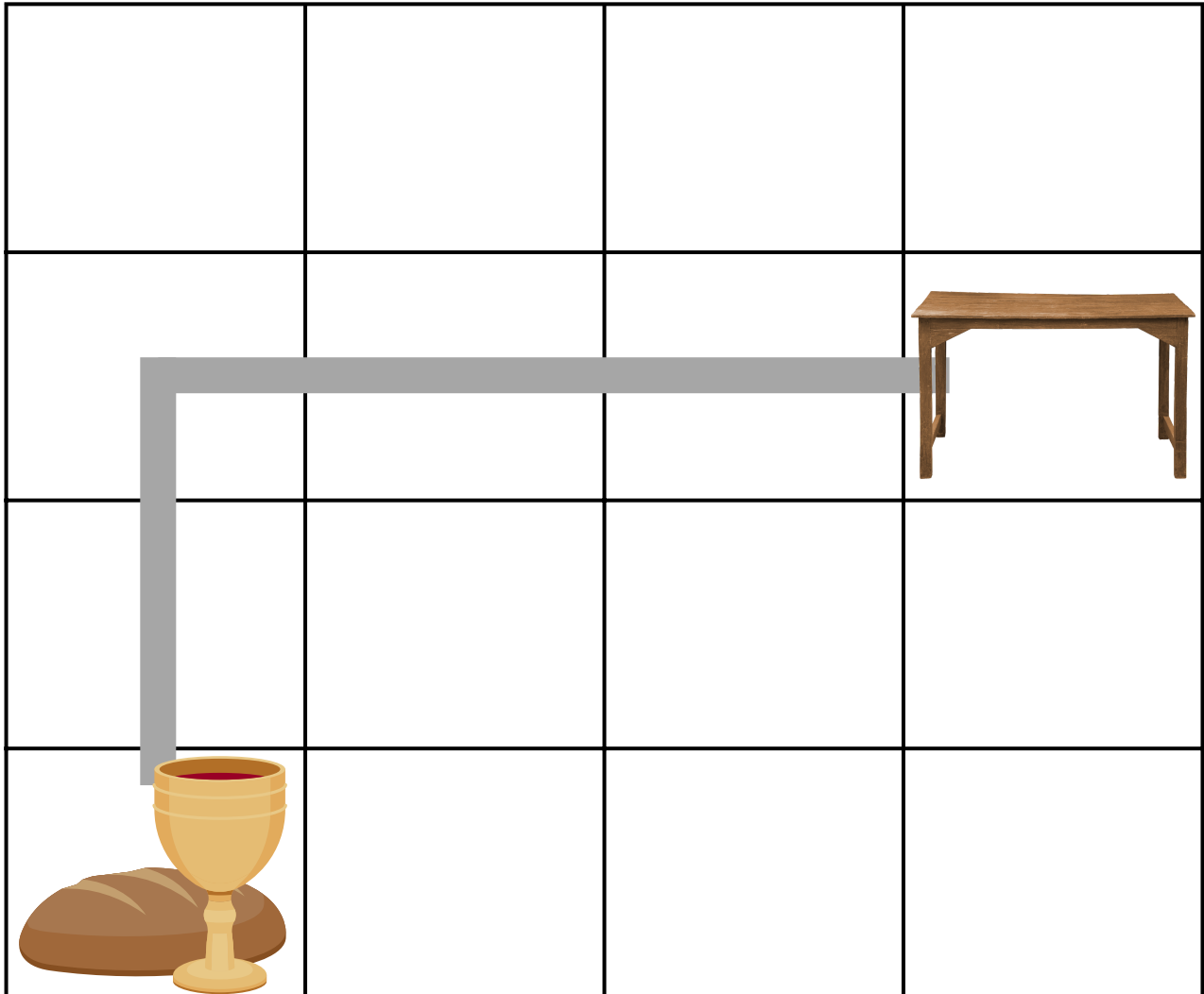
			



EASTER CODING



Move the bread and wine to the table for the last supper. Use the direction cards to plot the path and then draw the order below.

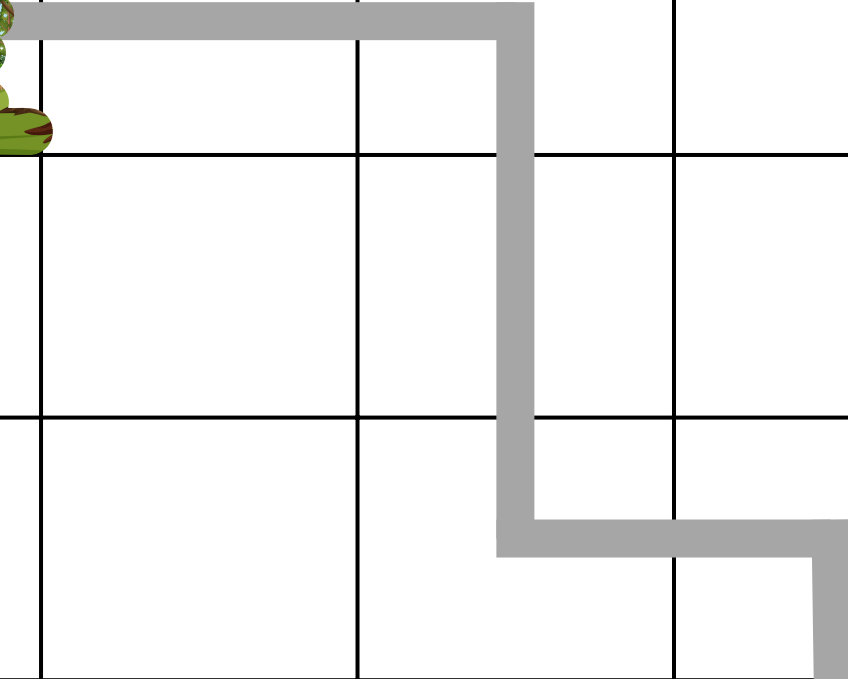




EASTER CODING



Make your way from the garden of Gethsemane to the cross. Use the direction cards to plot the path and then draw the order below.



--

--

--

--

--

--

--

--



EASTER CODING



Make your way from the cross to the tomb and then to heaven. Use the direction cards to plot the path and then draw the order below.

